

2024-2025 Annual Report



Northwest School of the Arts serves the Edgewater community with a 20+ year reputation as one of the top-performing, award-winning academic programs in Cleveland. Scoring in the Top 20% of Ohio charter schools, NWSOTA was recognized by the ACCEL network for its outstanding student enrollment and overall academic and school operations. Northwest offers a robust Visual & Performing Arts program, beginning in kindergarten, which includes Theater, Band, Dance, Vocal Music & Visual Arts. Students

develop their interests through majors including dance, theater, band, visual/digital arts, fashion, creative writing, and culinary arts. Our goal is to ensure that every student, regardless of their seat, makes academic and artistic gains. Additionally, the school continually engages with the community through initiatives such as Fathers Walk, Melody Makers Choir, Creative Canvas, and Social-Emotional Learning through Motion.

OUR MISSION: The mission of Northwest School of the Arts is to empower Cleveland students to excel academically and artistically through a culture of creativity, compassion, and high expectations. We are committed to nurturing each student's unique talents while fostering a supportive environment that prepares them to thrive as scholars, artists, and leaders.

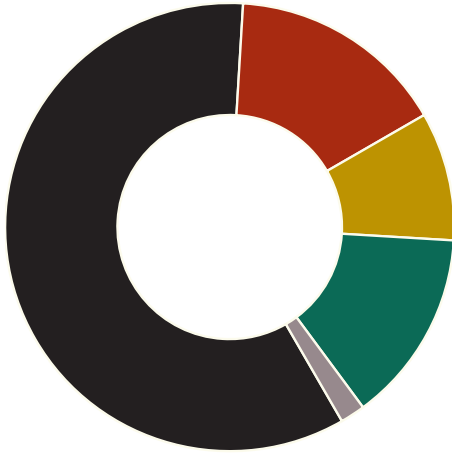
Board President
Angela Neeley
Board Vice President
Lori Stokes
Treasurer
Mozella Watts
Board Members
Tatia Harris
Willie Watts
Megan Hampshire
Authorizer

Ohio Council of Community Schools

Principal
Derrick Lockett
Regional VP
Ashley Miles
Grades Served
K-8
Students Served
280
School Year Opened
2004-2005
Managed By Accel Since
2015-2016
Fiscal Officer
Dave Massa

2024-2025 Annual Report

Student Demographics



BLACK
59.2%
HISPANIC
15.8%
WHITE
14.1%
MULTI-
RACIAL:
9.4%

Special Populations

Students with Disabilities	17.3%
Economically Disadvantaged	100%
Student Mobility Rate	23.1%
Attendance Rate	85.8%

NOTE: If Enrollment is less than 10, results are Not Calculated

Progress towards Goals

The percent proficient in ELA on the state assessment decreased from 52.3% in SY2024 to 57.7% in SY2025.

The percent proficient in Math on the state assessment decreased from 37.1% in SY2024 to 58.9% in SY2025.

Over 25-point increase in Performance Index in 5 Years!

Attendance from SY2024 to SY2025 increased from 84.2% to 85.8% and Chronic Absenteeism decreased by 6 percentage points.

Our Academic Goals

#1 By FY2028, the overall percentage of students reaching proficiency or above on state tests in English Language Arts and Mathematics will increase by 30%.

#2 By June 2028, the performance of students will improve by increasing attendance by 15%.

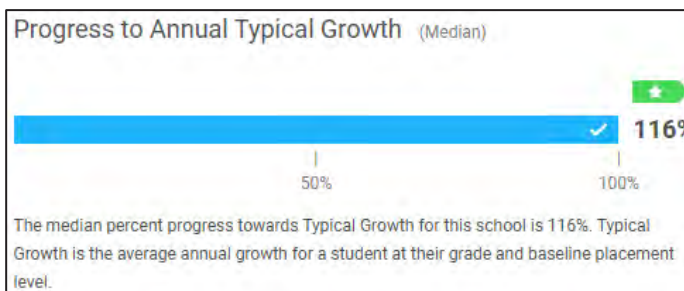
State Report Card

Performance Index Score 80.7	Overall Rating ★★★★
Achievement Component ★★★	Early Literacy Component ★★★★
Progress Component ★★★★	Gap Closing Component ★★★★★

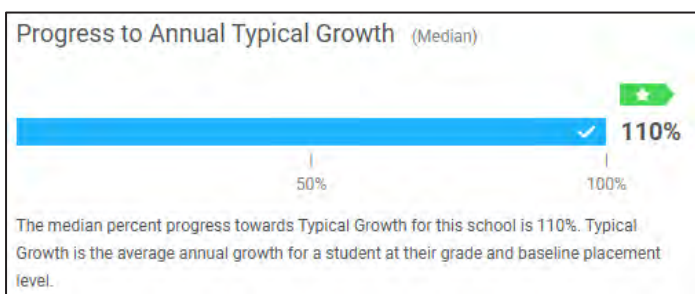
2024-2025 Annual Report




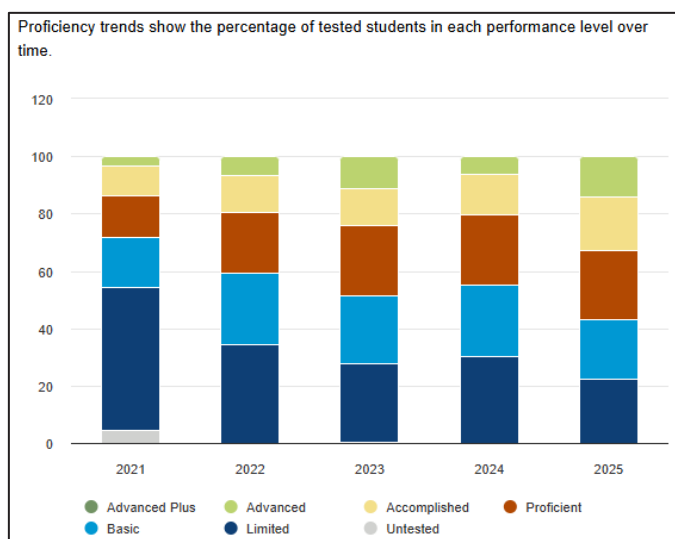
iReady Data Reading



iReady Data Mathematics



Percent Proficient at Northwest School of the Arts



OUR HIGHLIGHTS

School Achievement

- Accel Platinum Award
- Principal of the Year – Derrick Lockett
- Highest Score, Math
- Outstanding Math Growth
- Outstanding Fiscal Responsibility
- Outstanding Student Enrollment
- Enrollment grew from 250 to 280 students, reflecting strong community trust and interest in our arts-integrated model.
- Consistent academic growth in core content areas, with students showing measurable gains on benchmark and OST assessments.
- Recognition across the ACCEL Schools network for excellence in arts integration and PBIS implementation.

School Growth

- Expanded arts pathways – students now declare majors in areas such as dance, theatre, band, visual/digital arts, fashion, creative writing, and culinary arts.
- Grew partnerships with families and the community, hosting major events like the Back-to-School Family Reunion and quarterly Arts & Academic Celebrations.
- Infrastructure improvements including classroom enhancements, technology upgrades, and continued work on school facilities.

New Programs & Activities

- Expanded fashion curriculum for grades 4–8, now featuring hands-on learning with sewing machines.
- SEL Boot Camp (K–8) implemented to reset culture, align with CASSL principles, and build a positive climate.
- Signature arts trips: 8th-grade NYC trip and Niagara Falls trip.
- Ongoing community-building initiatives such as Fathers Walk, Melody Makers Choir, Creative Canvas, and SEL through Motion.

2024-2025 Annual Report



Financial Data:

State Sources	3,768,6300
Federal Sources	684,825
Local Sources	-
Total Revenue	\$4,453,456
Salary & Wages	292,988
Employee Benefits	95,718
Purchased Services	3,936,204
Supplies & Materials	39,815
Capital Outlay	80,840
Other Expenses	5,391
Total Expenses	\$4,450,956

(1) Numbers in \$M

(2) At the time of publication, 2025 fiscal year data was not available from the Ohio Auditor of State. For updated information visit: www.auditor.state.oh.us

Sponsor Statement:

Ohio Council of Community Schools (OCCS) uses various methods to evaluate the school's performance including published tests and other academic scores such as the Ohio Department of Education & Workforce Local Report Card and supporting data. OCCS regional representatives visit our partner schools regularly ensuring compliance with federal, state, and contractual requirements.